



2008-2009 GMT Quarterly Report for District (or Undistricted) **District 4 A2**



GMT: **PAT DIMOND**

Location: **CALIFORNIA**

GMT CA: **1 & 2**

CLUBS

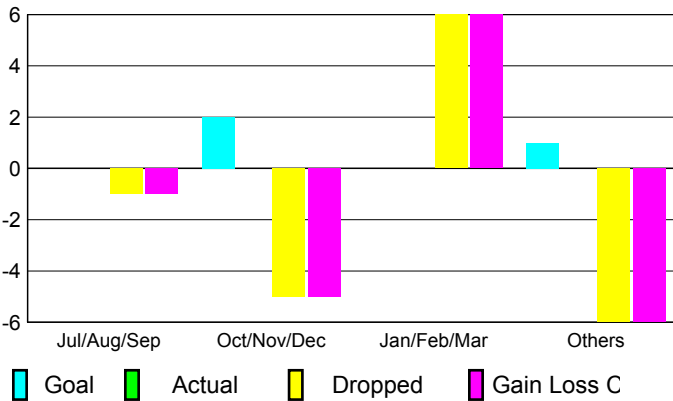
Club Results 2008-2009

Clubs 2007-2008

| Month | New Club Goal | Actual New Clubs | Actual Dropped Clubs | Gain/Loss of Clubs | Gain/Loss of Clubs |
|---------------|---------------|------------------|----------------------|--------------------|--------------------|
| Jul/Aug/Sep | 0 | 0 | -1 | -1 | 0 |
| Oct/Nov/Dec | 2 | 0 | -5 | -5 | 0 |
| Jan/Feb/Mar | 0 | 0 | 6 | 6 | 1 |
| Apr/May/June | 1 | 0 | -6 | -6 | 0 |
| Totals | 3 | 0 | -6 | -6 | 1 |

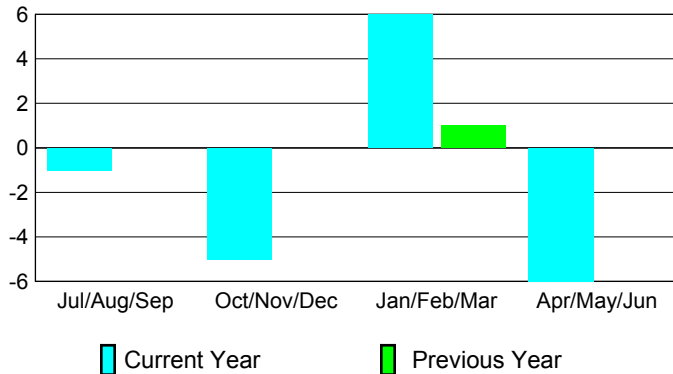
Club Results 2008-2009

Goal, New, Dropped, Gain/Loss



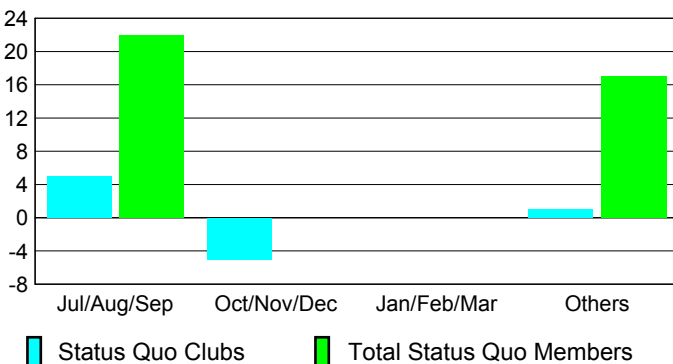
Comparison of Club Gain/Loss

Current Year Compared to the Previous Year



YTD Status Quo Clubs 2008-2009

Status Quo Clubs Compared to Status Quo Members



MEMBERSHIP

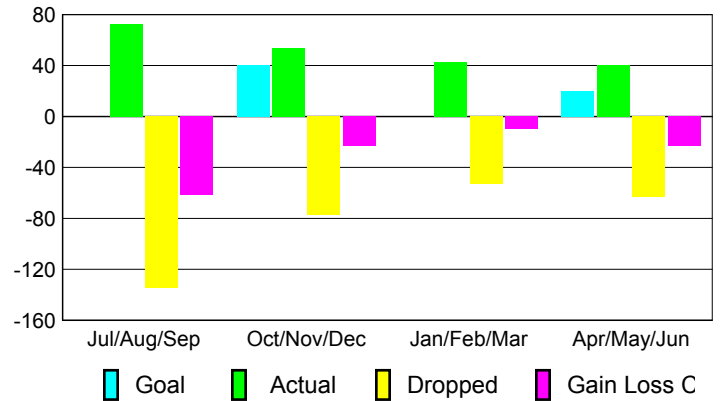
Membership Results 2008-2009

Membership 2007-2008

| Month | Net Memb Goal | Actual New Memb | Actual Dropped Memb | Gain/Loss of Memb | Gain/Loss of Memb |
|---------------|---------------|-----------------|---------------------|-------------------|-------------------|
| Jul/Aug/Sep | 0 | 73 | -135 | -62 | 4 |
| Oct/Nov/Dec | 40 | 54 | -77 | -23 | 30 |
| Jan/Feb/Mar | 0 | 43 | -53 | -10 | 31 |
| Apr/May/June | 20 | 40 | -63 | -23 | -32 |
| Totals | 60 | 210 | -328 | -118 | 33 |

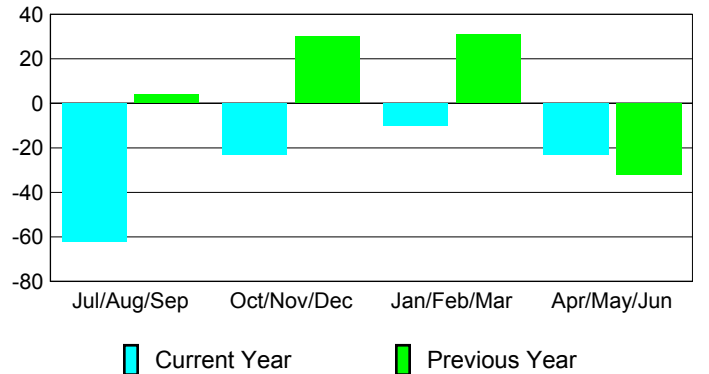
Membership Results 2008-2009

Goal, New, Dropped, Gain/Loss

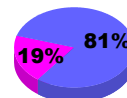


Comparison of Membership Gain/Loss

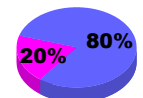
Current Year Compared to the Previous Year



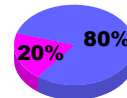
Gender Comparison 2008-2009



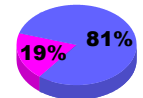
Jul/Aug/Sep



Oct/Nov/Dec



Jan/Feb/Mar



Apr/May/June

Male

Female